


**CODIGO**

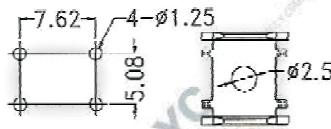
PCU250

**DESCRIPCION**

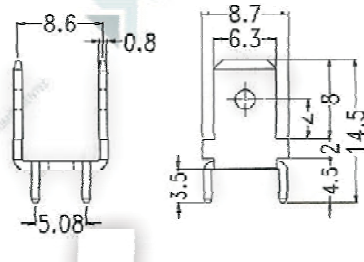
Terminal tipo pala P/C.I. DOBLE A=6.4mm



- ◆ MATERIAL: TIN PLATED BRASS
- ◆ UNIT:mm



MOUNTING HOLES



PART NO	PACKAGE
PCU250	1000