

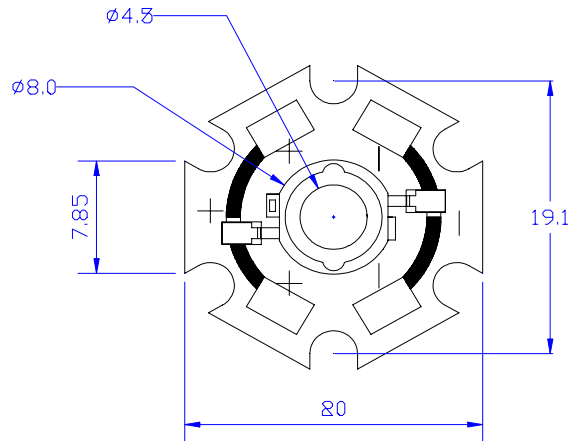
LED SPECIFICATION

LED-040-60084

AZUL REAL 15LM BATWING

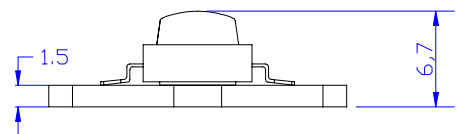
Features :

- Highest Flux
- High reliability and Very long operating life (up to 100K hrs)
- Low voltage DC operated
- More Energy Efficient than Incandescent and most Halogen lamps
- NO UV
- Superior ESD protection
- RoHS Compliant



Typical Applications :

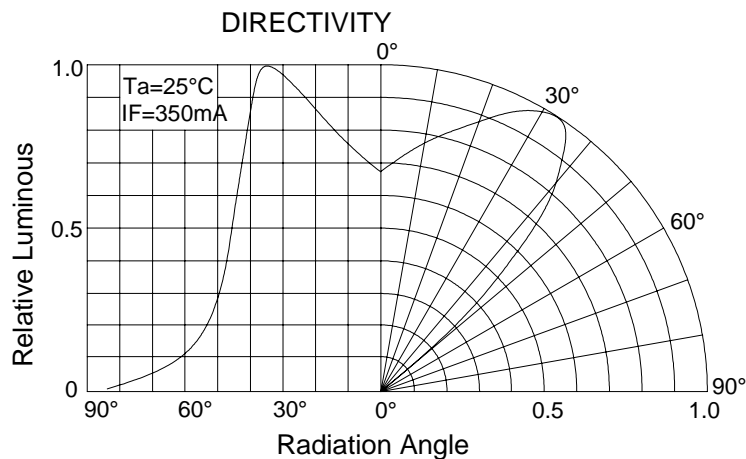
- Reading lights (car, bus, aircraft)
- Portable (flashlight, bicycle)
- Automotive Exterior (Stop-Tail-Turn, CHMSL, Mirror Side Repeat)
- Decorative



NOTE:

- All dimensions are millimeters.
- Tolerance is $\pm 0.25\text{mm}$ unless noted

BATWING



LED-040-60084

AZUL REAL 15LM BATWING

Absolute maximum ratings (Ta = 25)

Parameter	Symbol	Test Condition	Value		Unit
			Min.	Max.	
DC Forward Current	IF	----	----	350	mA
Peak Pulse Current	Ipeak	Duty=0.1ms , 1kHz	----	500	mA
Power Dissipation	Pd	----	----	1.4	W
LED Junction Temperature	Tj	----	----	120	
Operating Temperature	Topr	----	-25	+100	
Storage Temperature	Tstr	----	-40	+120	
ESD Sensitivity	---	HBM	8000	----	V
Soldering Temperature	---	-----	260 for 5 Seconds max		

Electrical and optical characteristics (Ta = 25)

Parameter	Symbol	Test Condition	Value			Unit
			Min.	Typ.	Max.	
Forward Voltage	VF	IF = 350mA	3.0	3.4	4.0	V
Luminous Flux	v		10	15	----	lm
Viewing Angle	2 1/2		----	90	----	Deg.
Dominant Wavelength	d		460	----	470	nm

Luminous Flux Bins (Ta = 25) Unit: lm

Bin	C	D
Min	10	15
Max	15	20

Note

- 1 . Flux is measured with an accuracy of $\pm 15\%$
- 2 . CCT is measured with an accuracy of $\pm 200K$
- 3 . Dominant Wavelength is measured with an accuracy of $\pm 1.5nm$
- 4 . Forward Voltage is measured with an accuracy of $\pm 0.15V$